

movexx

driven by brain power



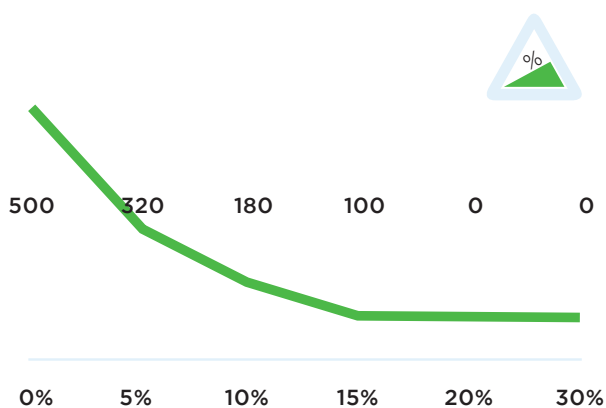
DATASHEET
Movexx BM500-WFC



Specifications **BM500-WFC**

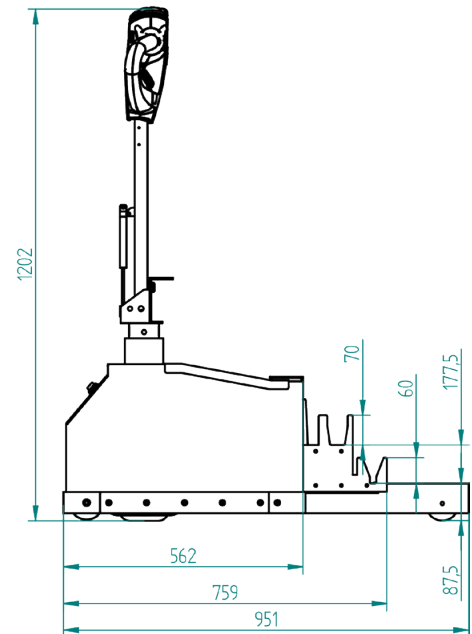
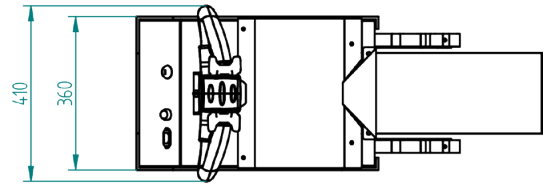
Frame	Steel, powder coated, RAL9007 (Gray Aluminium)
Drive	24V DC, 300W, 120 rpm
Weight	150 kg
Weight trailer	Max. 500 kg
Battery	Built in, 24 V, 22 Ah
Speed	Max. 4,5 km/h, freely programmable
Drive wheels	Vulcolan 200x60 mm
Width	360 mm
Length	951 mm
Adze height	750-1200 mm (variable)
Folded	770 mm
Noise level	63,8 dB
To use from	-40 °C / 70 °C
Protection class	Machine IP44
Hookposition	Under frame

Pulling power **BM500-WFC** (in kg)



*Measured with a trolley with 2 swivelwheels and 2 fixed castors. Wheel diameter: 160mm

Dimensions **BM500-WFC**



Standard **BM500-WFC**



Standard parts **BM500-WFC**

Charger 24V 5A incl. charging cable



Item number:
OPT0009

**Emergency Button
NC Ø 22 mm incl.
Cable**



Item number:
M0130

Adjustable tillerhead



Item number:
Standardpart 1

Safety switch



Item number:
Standardpart 2

**2 programmable
speeds**



Item number:
Standardpart 3

Standard parts **BM500-WFC**

**Engine integrated in
wheel**



Item number:
M0940

**LED battery indicator
LBF318-24V**




Item number:
M0123

Options BM500-WFC

Strobelight



Article number:
OPT0065



Acoustic signal driving backwards

Article number:
OPT0254

hour counter complete



Article number:
OPT0056

Antistatic strip



Article number:
OPT0058

Code lock



Article number:
OPT0068

Ignition key unequal key



Article number:
OPT0145

Ignition key equal key 701



Article number:
OPT0146


Customized programming




please indicate specific settings

Article number:
OPT0170

Diagnostic connector



Article number:
OPT0270



Movexx International B.V.

Generatorstraat 17

3903 LH Veenendaal

Tel +31 (0)318 51.99.00

Fax +31 (0)318 50.80.20

E-mail info@movexx.nl